


Republic of the Philippines
Province of Pangasinan
MUNICIPALITY OF ASINGAN
Asingan, Pangasinan


CONSOLIDATED STATEMENT OF CASH FLOWS
For the 1st Quarter Ended March 31, 2019

Cash Flow from Operating Activities				2019
Cash Inflows:	January	February	March	
Collection from Taxpayers	7,790,167.07	9,403,998.76	3,229,765.20	20,423,931.03
Share from Internal Revenue Collections	-	22,973,770.00	11,486,885.00	34,460,655.00
Receipt from Sale of goods and services	-	-	-	-
Interest Income	12,857.45	12,749.23	23,335.38	48,942.06
Dividend Income	-	-	-	-
Other Receipts	3,185,045.99	7,265,599.01	2,559,913.00	13,010,558.00
Total Cash Inflows	10,988,070.51	39,656,117.00	17,299,898.58	67,944,086.09
Cash Outflows:				
Payment to Suppliers/creditors	11,472,649.03	24,006,893.01	5,315,981.34	40,795,523.38
Payments to Employees	2,722,743.95	5,823,118.11	2,707,704.45	11,253,566.51
Interest Expense	-	-	-	-
Other Expenses	-	-	-	-
Total Cash Outflows	14,195,392.98	29,830,011.12	8,023,685.79	52,049,089.89
Net Cash Flow from operating Activities	(3,207,322.47)	9,826,105.88	9,276,212.79	15,894,996.20
Cash Flow from Investing Activities				
Cash Inflows:				
From Sale of Property, Plant and Equipments	-	-	-	-
From Sale of Debt Securities of Other Entities	-	-	-	-
From Collection of Principal Loans to Other Entities	-	-	-	-
Total Cash Inflows	-	-	-	-
Cash Outflows:				
To Purchase Property, Plant and Equipments	-	1,350,349.08	433,632.18	1,783,981.26
To Purchase Debt Securities of Other Entities	-	-	-	-
To Grant/Make Loans to Other Entities	-	-	-	-
Total Cash Outflows	-	1,350,349.08	433,632.18	1,783,981.26
Net Cash Flow from Investing Activities	-	(1,350,349.08)	(433,632.18)	(1,783,981.26)
Cash Flow from Financing Activities				
Cash Inflows:				
From Issuance of Debt Securiteies	-	-	-	-
From Acquisition of Loan	-	-	-	-
Total Cash Inflows	-	-	-	-
Cash Outflows:				
Retirement/Redemption of Debt Securities	-	-	-	-
Payment of Loan Amortization	-	-	-	-
Total Cash Outflows	-	-	-	-
Net Cash Flow from Financing Activities	-	-	-	-
Net Increase/(Decreased) in Cash	(3,207,322.47)	8,475,756.80	8,842,580.61	14,111,014.94
Cash, Beginning Balance	87,982,362.96	84,775,040.49	93,250,797.29	87,982,362.96
Cash , Ending Balance	84,775,040.49	93,250,797.29	102,093,377.90	102,093,377.90
	0.00	0.00	0.00	-

Certified Correct:


MARJORIE V. TINTE
Municipal Accountant

Noted by:


HON. HEIDEE GANIGAN - CHUA
Municipal Mayor


Republic of the Philippines
Province of Pangasinan
MUNICIPALITY OF ASINGAN
Asingan, Pangasinan

STATEMENT OF CASH FLOWS


For the 1st Quarter Ended March 31, 2019
Fund 100 - General Fund

	January	February	March	2019
Cash Flow from Operating Activities				
Cash Inflows:				
Collection from Taxpayers	6,983,736.80	8,961,469.64	2,169,052.36	18,114,258.80
Share from Internal Revenue Collections		22,973,770.00	11,486,885.00	34,460,655.00
Receipt from Sale of goods and services				-
Interest Income	12,857.45	12,749.23	23,335.38	48,942.06
Dividend Income				-
Other Receipts	1,042,413.70	575,250.53	1,389,683.99	3,007,348.22
Total Cash Inflows	8,039,007.95	32,523,239.40	15,068,956.73	55,631,204.08
Cash Outflows:				
Payment to Suppliers/creditors	4,255,797.39	13,729,959.94	4,759,306.73	22,745,064.06
Payments to Employees	2,722,743.95	5,823,118.11	2,707,704.45	11,253,566.51
Interest Expense				-
Other Expenses				-
Total Cash Outflows	6,978,541.34	19,553,078.05	7,467,011.18	33,998,630.57
Net Cash Flow from operating Activities	1,060,466.61	12,970,161.35	7,601,945.55	21,632,573.51
Cash Flow from Investing Activities				
Cash Inflows:				
From Sale of Property, Plant and Equipments				-
From Sale of Debt Securities of Other Entities				-
From Collection of Principal Loans to Other Entities				-
Total Cash Inflows	-	-	-	-
Cash Outflows:				
To Purchase Property, Plant and Equipments,Public Infrastructure		1,350,349.08	59,586.63	1,409,935.71
To Purchase Debt Securities of Other Entities				-
To Grant/Make Loans to Other Entities				-
Total Cash Outflows	-	1,350,349.08	59,586.63	1,409,935.71
Net Cash Flow from Investing Activities	-	(1,350,349.08)	(59,586.63)	(1,409,935.71)
Cash Flow from Financing Activities				
Cash Inflows:				
From Issuance of Debt Securiteies				-
From Acquisition of Loan				-
Total Cash Inflows	-	-	-	-
Cash Outflows:				
Retirement/Redemption of Debt Securities				-
Payment of Loan Amortization				-
Total Cash Outflows	-	-	-	-
Net Cash Flow from Financing Activities	-	-	-	-
Net Increase/(Decreased) in Cash	1,060,466.61	11,619,812.27	7,542,358.92	20,222,637.80
Cash, Beginning Balance	57,386,108.75	58,446,575.36	70,066,387.63	57,386,108.75
Cash , Ending Balance	58,446,575.36	70,066,387.63	77,608,746.55	77,608,746.55

Certified Correct:


MARJORIE V. TINTE
Municipal Accountant

Noted by:



HON. HEIDEE GANIGAN - CHUA
Municipal Mayor

Province of Pangasinan
MUNICIPALITY OF ASINGAN
Asingan, Pangasinan


STATEMENT OF CASH FLOWS
For the 1st Quarter Ended March 31, 2019
Fund 200 SEF

Cash Flow from Operating Activities				2019
Cash Inflows:	January	February	March	
Collection from Taxpayers	806,430.27	442,529.12	1,060,712.84	2,309,672.23
Share from Internal Revenue Collections				-
Receipt from Sale of goods and services				-
Interest Income				-
Dividend Income				-
Other Receipts	806,430.37	442,529.22	1,059,593.85	2,308,553.44
Total Cash Inflows	1,612,860.64	885,058.34	2,120,306.69	4,618,225.67
Cash Outflows:				
Payment to Suppliers/creditors	95,092.55	1,578,956.42	535,181.22	2,209,230.19
Payments to Employees				-
Interest Expense				-
Other Expenses				-
Total Cash Outflows	95,092.55	1,578,956.42	535,181.22	2,209,230.19
Net Cash Flow from operating Activities	1,517,768.09	(693,898.08)	1,585,125.47	2,408,995.48
Cash Flow from Investing Activities				
Cash Inflows:				
From Sale of Property, Plant and Equipments				-
From Sale of Debt Securities of Other Entities				-
From Collection of Principal Loans to Other Entities				-
Total Cash Inflows	-	-	-	-
Cash Outflows:				
To Purchase Property, Plant and Equipments				-
To Purchase Debt Securities of Other Entities				-
To Grant/Make Loans to Other Entities				-
Total Cash Outflows	-	-	-	-
Net Cash Flow from Investing Activities	-	-	-	-
Cash Flow from Financing Activities				
Cash Inflows:				
From Issuance of Debt Securiteies				-
From Acquisition of Loan				-
Total Cash Inflows	-	-	-	-
Cash Outflows:				
Retirement/Redemption of Debt Securities				-
Payment of Loan Amortization				-
Total Cash Outflows	-	-	-	-
Net Cash Flow from Financing Activities	-	-	-	-
Net Increase/(Decreased) in Cash	1,517,768.09	(693,898.08)	1,585,125.47	2,408,995.48
Cash, Beginning Balance	4,235,502.68	5,753,270.77	5,059,372.69	4,235,502.68
Cash , Ending Balance	5,753,270.77	5,059,372.69	6,644,498.16	6,644,498.16

Certified Correct:


MARJORIE V. TINTE
Municipal Accountant

Noted by:



HON. HEIDEE GANIGAN - CHUA
Municipal Mayor

Province of Pangasinan
MUNICIPALITY OF ASINGAN
Asingan, Pangasinan


STATEMENT OF CASH FLOWS
For the 1st Quarter Ended March 31, 2019
Fund 300 - Trust Fund

Cash Flow from Operating Activities	2019			
Cash Inflows:	January	February	March	
Collection from Taxpayers				-
Share from Internal Revenue Collections				-
Receipt from Sale of goods and services				-
Interest Income				-
Dividend Income				-
Other Receipts	1,336,201.92	6,247,819.26	110,635.16	7,694,656.34
Total Cash Inflows	1,336,201.92	6,247,819.26	110,635.16	7,694,656.34
Cash Outflows:				
Payment to Suppliers/creditors	7,121,759.09	8,697,976.65	21,493.39	15,841,229.13
Payments to Employees				-
Interest Expense				-
Other Expenses				-
Total Cash Outflows	7,121,759.09	8,697,976.65	21,493.39	15,841,229.13
Net Cash Flow from operating Activities	(5,785,557.17)	(2,450,157.39)	89,141.77	(8,146,572.79)
Cash Flow from Investing Activities				
Cash Inflows:				
From Sale of Property, Plant and Equipments				-
From Sale of Debt Securities of Other Entities				-
From Collection of Principal Loans to Other Entities				-
Total Cash Inflows	-	-	-	-
Cash Outflows:				
To Purchase Property, Plant and Equipments			374,045.55	374,045.55
To Purchase Debt Securities of Other Entities				-
To Grant/Make Loans to Other Entities				-
Total Cash Outflows	-	-	374,045.55	374,045.55
Net Cash Flow from Investing Activities	-	-	(374,045.55)	(374,045.55)
Cash Flow from Financing Activities				
Cash Inflows:				
From Issuance of Debt Securiteies				-
From Acquisition of Loan				-
Total Cash Inflows	-	-	-	-
Cash Outflows:				
Retirement/Redemption of Debt Securities				-
Payment of Loan Amortization				-
Total Cash Outflows	-	-	-	-
Net Cash Flow from Financing Activities	-	-	-	-
Net Increase/(Decreased) in Cash	(5,785,557.17)	(2,450,157.39)	(284,903.78)	(8,520,618.34)
Cash, Beginning Balance	26,360,751.53	20,575,194.36	18,125,036.97	26,360,751.53
Cash , Ending Balance	20,575,194.36	18,125,036.97	17,840,133.19	17,840,133.19

Certified Correct:


MARJORIE V. TINTE
Municipal Accountant

Noted by:


HON. HEIDEE GANIGAN - CHUA
Municipal Mayor