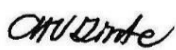


Republic of the Philippines
Province of Pangasinan
MUNICIPALITY OF ASINGAN
Asingan, Pangasinan

CONSOLIDATED STATEMENT OF CASH FLOWS
For the 2nd Quarter Ended June 30, 2017

Cash Flow from Operating Activities	2017			
Cash Inflows:	April	May	June	
Collection from Taxpayers	1,391,440.43	1,695,135.55	1,620,567.63	17,463,735.70
Share from Internal Revenue Collections	9,770,070.00	9,770,070.00	9,770,070.00	58,620,420.00
Receipt from Sale of goods and services	-	-	-	-
Interest Income	7,075.01	11,906.30	54,486.17	169,124.50
Dividend Income	-	-	-	-
Other Receipts	55,179,488.68	3,191,056.84	352,456.06	67,932,342.22
Total Cash Inflows	66,348,074.12	14,668,168.69	11,797,579.86	144,185,622.42
Cash Outflows:				
Payment to Suppliers/creditors	29,726,523.23	10,468,795.99	7,848,726.20	62,095,429.11
Payments to Employees	2,917,150.30	5,891,978.70	3,264,603.60	22,569,978.38
Interest Expense	-	-	-	-
Other Expenses	1,309,500.00	-	-	6,124,501.92
Total Cash Outflows	33,953,173.53	16,360,774.69	11,113,329.80	90,789,909.41
Net Cash Flow from operating Activities	32,394,900.59	(1,692,606.00)	684,250.06	53,395,713.01
Cash Flow from Investing Activities				
Cash Inflows:				
From Sale of Property, Plant and Equipments	-	-	-	-
From Sale of Debt Securities of Other Entities	-	-	-	-
From Collection of Principal Loans to Other Entities	-	-	-	-
Total Cash Inflows	-	-	-	-
Cash Outflows:				
To Purchase Property, Plant and Equipments	954,163.48	3,304,564.91	148,630.71	8,532,658.95
To Purchase Debt Securities of Other Entities	-	-	-	-
To Grant/Make Loans to Other Entities	-	-	-	-
Total Cash Outflows	954,163.48	3,304,564.91	148,630.71	8,532,658.95
Net Cash Flow from Investing Activities	(954,163.48)	(3,304,564.91)	(148,630.71)	(8,532,658.95)
Cash Flow from Financing Activities				
Cash Inflows:				
From Issuance of Debt Securiteies	-	-	-	-
From Acquisition of Loan	-	-	-	-
Total Cash Inflows	-	-	-	-
Cash Outflows:				
Retirement/Redemption of Debt Securities	-	-	-	-
Payment of Loan Amortization	-	-	-	-
Total Cash Outflows	-	-	-	-
Net Cash Flow from Financing Activities	-	-	-	-
Net Increase/(Decreased) in Cash	31,440,737.11	(4,997,170.91)	535,619.35	44,863,054.06
Cash, Beginning Balance	94,519,964.62	125,960,701.73	120,963,530.82	76,636,096.11
Cash , Ending Balance	125,960,701.73	120,963,530.82	121,499,150.17	121,499,150.17

Certified Correct:


MARJORIE V. TINTE
Municipal Accountant

Noted by:


HON HEIDEE L. GANIGAN-CHUA
Municipal Mayor


Republic of the Philippines
Province of Pangasinan
MUNICIPALITY OF ASINGAN
Asingan, Pangasinan

STATEMENT OF CASH FLOWS


For the 2nd Quarter Ended June 30, 2017
Fund 101 - General Fund

	April	May	June	2017
Cash Flow from Operating Activities				
Cash Inflows:				
Collection from Taxpayers	1,085,312.36	1,285,447.96	1,311,934.18	12,929,099.33
Share from Internal Revenue Collections	9,770,070.00	9,770,070.00	9,770,070.00	58,620,420.00
Receipt from Sale of goods and services				-
Interest Income	7,075.01	11,906.30	54,486.17	169,124.50
Dividend Income				-
Other Receipts	25,586,193.94	679,469.35	244,770.17	29,906,226.99
Total Cash Inflows	36,448,651.31	11,746,893.61	11,381,260.52	101,624,870.82
Cash Outflows:				
Payment to Suppliers/creditors	28,983,018.98	6,608,246.05	5,533,374.08	51,993,266.50
Payments to Employees	2,917,150.30	5,891,978.70	3,264,603.60	22,569,978.38
Interest Expense				-
Other Expenses				4,815,001.92
Total Cash Outflows	31,900,169.28	12,500,224.75	8,797,977.68	79,378,246.80
Net Cash Flow from operating Activities	4,548,482.03	(753,331.14)	2,583,282.84	22,246,624.02
Cash Flow from Investing Activities				
Cash Inflows:				
From Sale of Property, Plant and Equipments				-
From Sale of Debt Securities of Other Entities				-
From Collection of Principal Loans to Other Entities				-
Total Cash Inflows	-	-	-	-
Cash Outflows:				
To Purchase Property, Plant and Equipments,Public Infra	954,163.48	3,304,564.91	148,630.71	6,696,799.09
To Purchase Debt Securities of Other Entities				-
To Grant/Make Loans to Other Entities				-
Total Cash Outflows	954,163.48	3,304,564.91	148,630.71	6,696,799.09
Net Cash Flow from Investing Activities	(954,163.48)	(3,304,564.91)	(148,630.71)	(6,696,799.09)
Cash Flow from Financing Activities				
Cash Inflows:				
From Issuance of Debt Securiteies				-
From Acquisition of Loan				-
Total Cash Inflows	-	-	-	-
Cash Outflows:				
Retirement/Redemption of Debt Securities				-
Payment of Loan Amortization				-
Total Cash Outflows	-	-	-	-
Net Cash Flow from Financing Activities	-	-	-	-
Net Increase/(Decreased) in Cash	3,594,318.55	(4,057,896.05)	2,434,652.13	15,549,824.93
Cash, Beginning Balance	74,219,786.15	77,814,104.70	73,756,208.65	60,641,035.85
Cash , Ending Balance	77,814,104.70	73,756,208.65	76,190,860.78	76,190,860.78

Certified Correct:


MARJORIE V. TINTE
Municipal Accountant

Noted by:



HON HEIDEE L. GANIGAN-CHUA
Municipal Mayor

Province of Pangasinan
MUNICIPALITY OF ASINGAN
Asingan, Pangasinan


STATEMENT OF CASH FLOWS
For the 2nd Quarter Ended June 30, 2017
Fund 221 SEF

Cash Flow from Operating Activities	2017			
Cash Inflows:	April	May	June	
Collection from Taxpayers	306,128.07	409,687.59	308,633.45	4,534,636.37
Share from Internal Revenue Collections				-
Receipt from Sale of goods and services				-
Interest Income				-
Dividend Income				-
Other Receipts				-
Total Cash Inflows	306,128.07	409,687.59	308,633.45	4,534,636.37
Cash Outflows:				
Payment to Suppliers/creditors	743,504.25	241,427.39	617,317.06	2,842,156.61
Payments to Employees				-
Interest Expense				-
Other Expenses				-
Total Cash Outflows	743,504.25	241,427.39	617,317.06	2,842,156.61
Net Cash Flow from operating Activities	(437,376.18)	168,260.20	(308,683.61)	1,692,479.76
Cash Flow from Investing Activities				
Cash Inflows:				
From Sale of Property, Plant and Equipments				-
From Sale of Debt Securities of Other Entities				-
From Collection of Principal Loans to Other Entities				-
Total Cash Inflows	-	-	-	-
Cash Outflows:				
To Purchase Property, Plant and Equipments				-
To Purchase Debt Securities of Other Entities				-
To Grant/Make Loans to Other Entities				-
Total Cash Outflows	-	-	-	-
Net Cash Flow from Investing Activities	-	-	-	-
Cash Flow from Financing Activities				
Cash Inflows:				
From Issuance of Debt Securiteies				-
From Acquisition of Loan				-
Total Cash Inflows	-	-	-	-
Cash Outflows:				
Retirement/Redemption of Debt Securities				-
Payment of Loan Amortization				-
Total Cash Outflows	-	-	-	-
Net Cash Flow from Financing Activities	-	-	-	-
Net Increase/(Decreased) in Cash	(437,376.18)	168,260.20	(308,683.61)	1,692,479.76
Cash, Beginning Balance	6,641,042.15	6,203,665.97	6,371,926.17	4,370,762.80
Cash , Ending Balance	6,203,665.97	6,371,926.17	6,063,242.56	6,063,242.56

Certified Correct:


MARJORIE V. TINTE
Municipal Accountant

Noted by:



HON HEIDEE L. GANIGAN-CHUA
Municipal Mayor

MUNICIPALITY OF ASINGAN
Asingan, Pangasinan

STATEMENT OF CASH FLOWS
For the 2nd Quarter Ended June 30, 2017
Fund 401 - Trust Fund

Cash Flow from Operating Activities				2017
Cash Inflows:	April	May	June	
Collection from Taxpayers				-
Share from Internal Revenue Collections				-
Receipt from Sale of goods and services				-
Interest Income				-
Dividend Income				-
Other Receipts	29,593,294.74	2,511,587.49	107,685.89	38,026,115.23
Total Cash Inflows	29,593,294.74	2,511,587.49	107,685.89	38,026,115.23
Cash Outflows:				
Payment to Suppliers/creditors		3,619,122.55	1,698,035.06	7,260,006.00
Payments to Employees				-
Interest Expense				-
Other Expenses	1,309,500.00			1,309,500.00
Total Cash Outflows	1,309,500.00	3,619,122.55	1,698,035.06	8,569,506.00
Net Cash Flow from operating Activities	28,283,794.74	(1,107,535.06)	(1,590,349.17)	29,456,609.23
Cash Flow from Investing Activities				
Cash Inflows:				
From Sale of Property, Plant and Equipments				-
From Sale of Debt Securities of Other Entities				-
From Collection of Principal Loans to Other Entities				-
Total Cash Inflows	-	-	-	-
Cash Outflows:				
To Purchase Property, Plant and Equipments				1,835,859.86
To Purchase Debt Securities of Other Entities				-
To Grant/Make Loans to Other Entities				-
Total Cash Outflows	-	-	-	1,835,859.86
Net Cash Flow from Investing Activities	-	-	-	(1,835,859.86)
Cash Flow from Financing Activities				
Cash Inflows:				
From Issuance of Debt Securiteies				-
From Acquisition of Loan				-
Total Cash Inflows	-	-	-	-
Cash Outflows:				
Retirement/Redemption of Debt Securities				-
Payment of Loan Amortization				-
Total Cash Outflows	-	-	-	-
Net Cash Flow from Financing Activities	-	-	-	-
Net Increase/(Decreased) in Cash	28,283,794.74	(1,107,535.06)	(1,590,349.17)	27,620,749.37
Cash, Beginning Balance	13,659,136.32	41,942,931.06	40,835,396.00	11,624,297.46
Cash , Ending Balance	41,942,931.06	40,835,396.00	39,245,046.83	39,245,046.83

Certified Correct:


MARJORIE V. TINTE
Municipal Accountant

Noted by:


HON HEIDEE L. GANIGAN-CHUA
Municipal Mayor